

## Product Data Sheet

### Simprex<sup>®</sup> 1755

257°F (125°C) Curing Vinyl Ester Prepreg

#### Description

---

Simprex<sup>®</sup> 1755 is an advanced vinyl ester prepreg with low styrene emission designed to provide excellent strength retention at elevated temperature. It has a medium to high tack and is a great choice for many medium to high service temperature applications.

#### Features

---

##### • Prepreg

- ❖ Fast curing cycle: 20-25 min @ 257°F (125°C).
- ❖ Suitable for low pressure: 1-3 bar.
- ❖ Excellent flexibility and handling.
- ❖ Environmentally friendly and retains its tack for many days.
- ❖ Controlled flow for ease processing (autoclave, press-mold & vacuum bagging).
- ❖ Weight loss < 1%, as determined in a vacuum curing process.

##### • Laminate

- ❖ Excellent strength and toughness retention at elevated temperature.
- ❖ Superior oxidation resistance and excellent resistance to acidic oxidizing environment, commonly up to 320°F (160°C).

#### Physical Properties on 7781 E-Glass Fabric

---

- Standard weight: 0.092 lbs/sq. ft. (484 g/m<sup>2</sup>).
- Standard resin content: 38% by weight.
- Standard tack: good tack on both sides.
- Cured ply thickness: 0.010" (0.254 mm).

#### Typical Applications

---

- FRP parts for chemical resistance purposes.
- Secondary aircraft structures.
- Electric.
- Electronic.

#### Shelf Life

---

- Minimum 6 months @ 68°F (20°C).

## Curing Conditions

Normal curing cycle is **20-25 min @ 250-257°F (121-125°C), under 1-3 bars pressure**. In press-mold, pressure should increase gradually to reach its maximum within 60-90 sec. In some applications, a **post-cure @ 392°F (200°C)**, is required for optimum performance.

- It must be understood that the curing time starts only after the prepreg temperature achieves the recommended temperature. This involves a dwell time which depends on the heating rate.

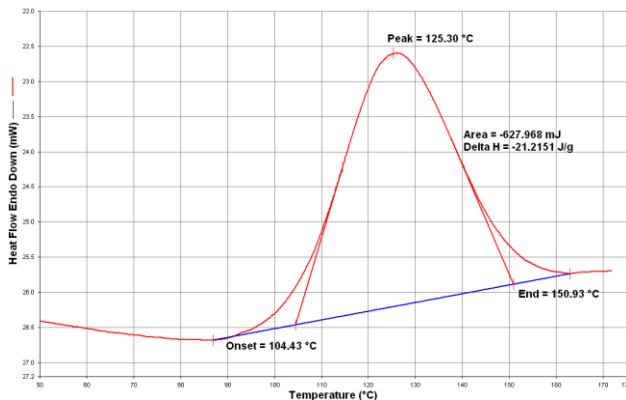
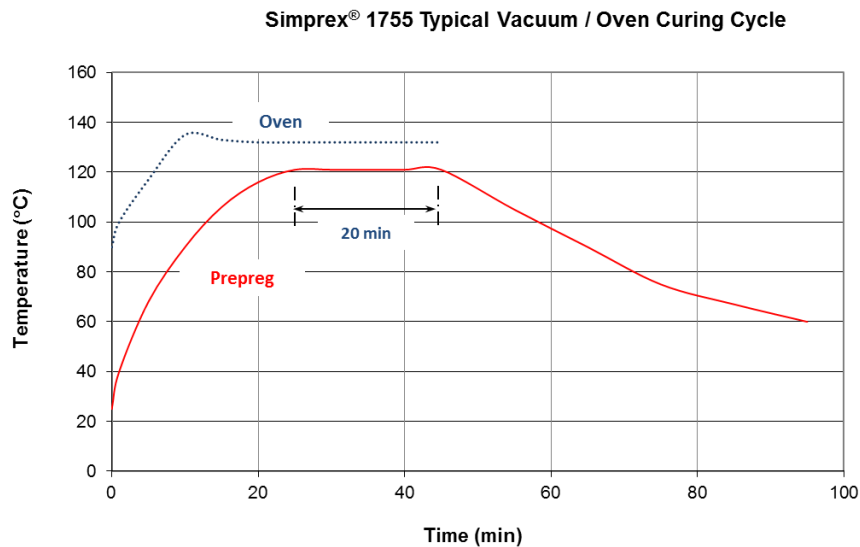


Figure 1: DSC Curing Thermogram of Simprex 1755 / Glass 7781 (10 °C/min).

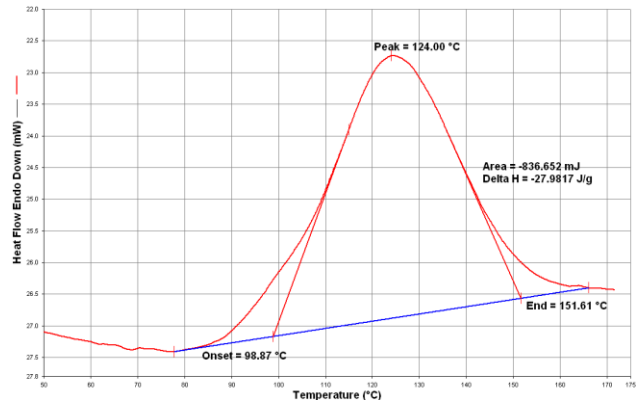


Figure 2: DSC Curing Thermogram of Simprex 1755 / Carbon 3K (10 °C/min).

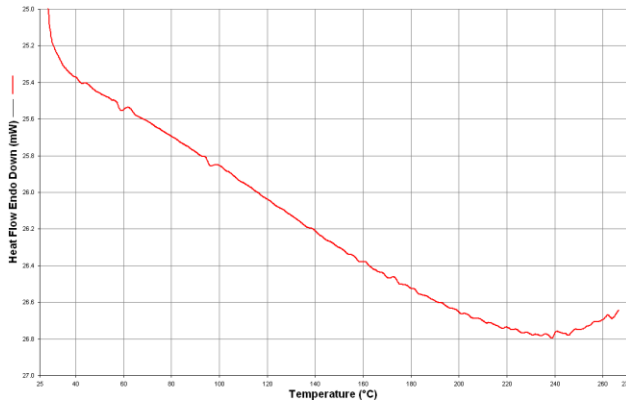


Figure 3: DSC 2<sup>nd</sup> Scan of cured Simprex 1755 / Glass 7781 (25-270°C, 10 °C/min).

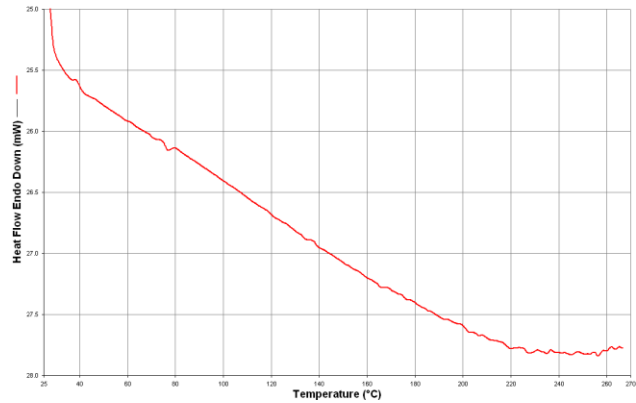


Figure 4: DSC 2<sup>nd</sup> Scan of cured Simprex 1755 / Carbon 3K (25-270°C, 10 °C/min).

## Laminate Properties

✓ Glass Transition Temperature (DSC/DMA): TBD

Mechanical Properties	ASTM	E-Glass 7781		Carbon 12K Stitched UD – (T700.)	
		♣	♣♣	♣	♣♣
<b>Flexural</b> Strength, MPa Modulus, GPa	D-790	TBD	TBD	TBD	TBD
<b>Tensile</b> Strength, MPa Modulus, GPa	D-3039	TBD	TBD	TBD	TBD
<b>Compression</b> Strength, MPa Modulus, GPa	D-695	TBD	TBD	TBD	TBD
<b>Inter-laminar Shear</b> Strength, MPa	D-2344	TBD	TBD	TBD	TBD

♣ Laminates cured under vacuum @ 125°C / 25 min. ♣♣ Laminates post-cured @ 200°C / 2 hrs.

## Storage and Handling

All Simprex<sup>®</sup> prepreps are wrapped in a shrink film immediately after impregnation and then packed into a barrier film.

Simprex<sup>®</sup> prepreps should be stored in their original packaging barrier film, or an equivalent film, and maintained air-tightness, at 68°F (20°C) and dry place.

If the prepreg roll has to be maintained out of its packaging barrier film, for few hours during lamination and processing time, it should be wrapped up again in a shrink film. This will protect the prepreg and extend its out of the bag life time.

The small prepreg pieces that were cut from the roll in order to be laminated should be handled and protected properly. The release film must not be removed from the prepreg piece only when ready to be placed and laminated in the mold. The top release film must not be removed only when the following prepreg layer is ready to be placed. Such lamination care will ensure minimum styrene emission and working area highly environmentally friendly. The prepreg tack time out of the barrier packaging bag will be for several days, depending on the previous handling and protective caring.

## **Safety Precautions**

---

Usual precautions should be observed. The prepreg contains mainly uncured synthetic resins. The operator has to use appropriate mask – respirator and work in a clean, dry (R.H. = 50% or less), and ventilated area. The use of clean disposable inert gloves provides protection for the operator and avoids contamination of material and components.

## **Important Notice**

---

The data reported in this sheet are based on representative samples. Since the method and circumstances of handling and processing are keys to the material performance, Gulf Composite Materials L.L.C., does not guaranty these data. Users should make their own assessment of the suitability of any product for the performance required.